

# SONG CUBE GAME



## Materials:

- 2 square tissue boxes
- construction paper
- scissors
- glue
- printed labels (pg. 2 & 3)

## INSTRUCTIONS:

Let's sing and move together!

Use the construction paper to cover each tissue box. Cut out the labels for the song and rhythm cubes and glue them to each side of the cube.


Taking turns, children can roll the cubes to determine which song they will sing and the way they'll express the rhythm of the song.

# SONGS CUBE


Twinkle  
Twinkle



Old  
McDonald



B-I-N-G-O



Row, Row  
Row Your Boat



The Muffin  
Man



Mary Had A  
Little Lamb



# RHYTHM CUBE

Clap  
Your Hands




Stomp  
Your Feet



Pat  
Your Legs



Egg  
Shaker



Dance



Play  
the Drum

